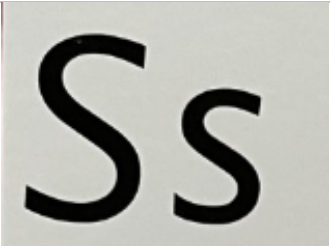


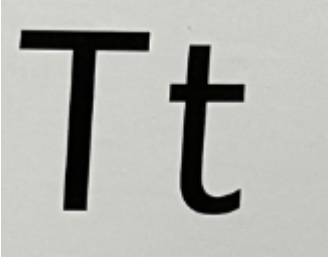

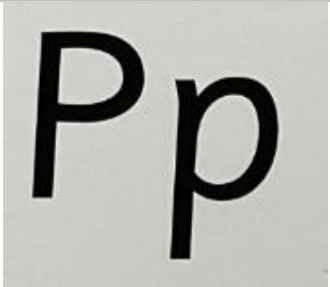



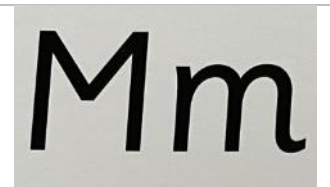
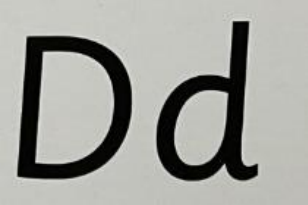









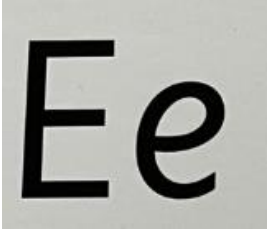





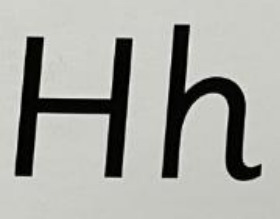

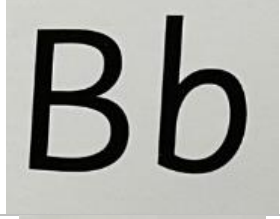









Water Street Phonics – Phase 2







Grapheme	Font	Mnemonic	Pronunciation	Directional formation patter
s			Show your teeth and let the s hiss out ssssss ssssss	“Slip down the slide.”
a			Open your mouth wide and make the a sound at the back of your mouth a a a	“Round the anchor and down the rope.”
t			Lips slightly open, tongue behind top teeth and press t t t t	“Down the tree and across the branch.”
p			Bring your lips together, open them and push out the p p p p	“Down the path, up the path and around the pond.”
i			Pull your lips back and make the i sound at the back of your mouth i i i	“Down the insect. Don’t forget his cap.”
n			Open your lips a bit, put your tongue behind your teeth and make the nnnnn sound nnnnn	“Down the nose and over the nostril.”
m			Put your lips together and make the mmmmm sound mmmmm	“Down the mound and over the moles.”

d			Put your tongue to the top and front of your mouth and make a quick d sound d d d	"Around the dogs body, up to his ears and down to his tail."
g			press the middle of your tongue to the top and back of your mouth; push your tongue down and forward to make the g sound g g g	"Around the gorilla and swing from the vine."
o			Make your mouth into round shape and say o o o	"Back around the octopus."
c			Open your mouth into a little smile; make your tongue flat and move it up towards the top of your mouth to say c c c	"Curl around the cat."
k			Open your mouth into a little smile; make your tongue flat and move it up towards the top of your mouth to say k, k, k,	"Down the koalas body, arm and leg."
ck	As c and k *TIP – always follows a short vowel sounds e.g. lock, pick, sack...		Open your mouth into a little smile; make your tongue flat and move it up towards the top of your mouth to say ck ck ck	No new letter to form
e			Open your mouth wide and say e e e	"Across the shelf and over the elf."
u			Pucker your lips and keep them small as you say u u u	"Down under the sea, up for breath and down again."

r			Show your teeth and say rrrrrrr	"Down the rain and over the rainbow."
h			Open wide and breath sharply h h h	"Down the hill and over the hedge."
b			Lips together and say b as you open them b b b	"Down the bat and round the ball."
f			Top teeth on bottom lip and push out the fffffff sounds	"Follow down the flamingo and fly."
ff	As f			No new letter to form
l			Mouth slightly open and tongue to top and front of mouth and press lllll	"Down the long ladder."
ll	As l			No new letter to form
ss	As s		Show your teeth and let the s hiss out ssssss ssssss	No new letter to form

Water Street Phonics – Phase 3

j			Pucker lips and press front of tongue to front of rood of mouth and say j j j	"Jump off the jetty and don't forget your cap."
---	---	---	--	--

v	Vv		Press front top teeth on bottom lip and vibrate sound	"Down the vase and up the vase."
w	Ww		Tight round lips and push out the air wwwwwww	"Down the wave and up the wave. Down the wave and up the wave."
x	Xx		Say like /ks/ together	"Cross the box and cross the box."
y	Yy		Flat tongue on roof of mouth and release y y	"Down the yoyo and up the yoyo and swing."
z	Zz		tip of tongue behind bottom front teeth, lift tongue until it almost touches roof of mouth and then vibrate letting air escape through the narrow opening.	"Zip, zap, zoom!"
zz	As z			No new letter to form
qu	Qq		Say like /kw/ (schwa the wuh)	"Quick back round the pond, down and splash"
		<u>Digraph catchphrases</u>		
ch	As c and h	"Chop up the chips."	press whole width of your tongue against the roof of mouth behind top front teeth	No new letter to form
sh	As s and h	"Sheep on a ship."	Lips out and tight circle and push out the shhhhhh	No new letter to form
th	As t and h	"Thick and thin."	Voiced TH, put tip of tongue between top and bottom front teeth and vibrate then pull your tongue back. Unvoiced TH, put tip of tongue between top and bottom front teeth and let air escape around your tongue, but no vibrating.	No new letter to form
ng	As n and g	"I can sing a long song."	Open your mouth a bit and then use your tongue at the back of	No new letter to form

			your mouth to say ng ng ng	
ai	As a and i	"A train with mail in the rain."	Open your mouth wide and say ai ai ai	No new letter to form
ee	As e	"Sheep asleep in a green jeep."	Smile with your lips apart and say ee ee ee	No new letter to form
igh	As i g and h	"A light at night is high and bright."	Open your mouth in a relaxed way and say igh igh igh	No new letter to form
oa	As o and a	"A goat can float in a boat."	Make an 'o' with your mouth and say oa oa oa	No new letter to form
oo (long)	As o	"Zoom off soon to the moon."	Pucker your lips and keep them small as you say oo oo oo	No new letter to form
oo (short)	As o	"I got a good cookbook."	Open your mouth just a bit, put your hand on your tummy, pull your tummy in and say oo oo oo	No new letter to form
ar	As a and r	"Shark in the park."	Open your mouth wide, push your tongue down and say ar ar ar	No new letter to form
or	As o and r	"A cork on a fork."	Make an 'o' with your mouth, push your tongue down and say or or or	No new letter to form
ur	As e and r	"A burn can hurt."	Open your mouth in a relaxed way, push your tongue down and say ur ur ur	No new letter to form
ow	As o and w	"A brown cow went down into town."	Open your mouth wide then move your lips together as you say ow ow ow	No new letter to form
oi	As o and i	"A coin in the soil."	Make an 'o' with your mouth then move your lips out as you say oi oi oi	No new letter to form
ear	As e a and r	"Get near to hear."	Smile with your lips apart, push your tongue	No new letter to form

			to your teeth as you say ear ear ear	
air	As a i and r	“A chair at the top of the stair.”	Open your mouth wide, push your tongue down as you say air air air	No new letter to form
ure	As u r and e	“Pure manure is the cure”	Pucker lips and make tongue small saying ure ure ure	No new letter to form
er	As e and r	“The smaller flower got bigger in summer.”	Open your mouth in a relaxed way, push your tongue down and say er er er	No new letter to form

Phases 4 5 and 6 use the letter formation as single letters and make the sounds of alternative GPCs as in phases 2 and 3. No new actions/catch phrases are taught beyond phase 3.

Phase 5 alternate Graphemes

See 'Letters and Sounds' document for examples of words

Sounds introduced in phase 2

Ph 2 grapheme	Phase 5 alternatives
s	c se ce st sc
i	y
n	kn gn
m	mb mm
d	dd
o	a
c	ch
e	ea
u	o—e o ou
r	wr rr
f	ph
b	bb
l	le al

Sounds introduced in phase 3

Ph 3 grapheme Phase 5 alternatives

j	g dge ge
v	ve
w	wh
z	se ze
ch	tch ture (ture has a slight schwa at the end)
sh	ch ti ssi si ci
ai	ay a a-e igh aigh ey ea
ee	ea e e-e ie y ey
igh	ie i i-e y
oa	o o-e ou oe ow
oo (long)	ue u-e ew ou ui
oo (short)	u oul
or	aw au aur oor al a oar ore
ur	er ir or
ow	ou
oi	oy
ear	ere ear
air	are ere ear